

CyanController

RGBW LED Controller

P/N: STCV-B-100W-C-RGBW



Quick Specs

Input / Output Voltage	24VDC
Max Power	24V (4A)
Ambient Temp	-30 °C - + 40 °C / -86°F - + 104°F
Environment	Dry and Damp Location

Customer Support

For technical questions regarding the installation or operation of this product, please contact our customer support team:

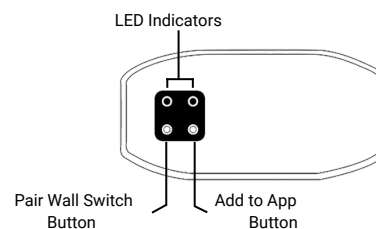
+1 216-208-4974 www.enoled.com

Before You Begin

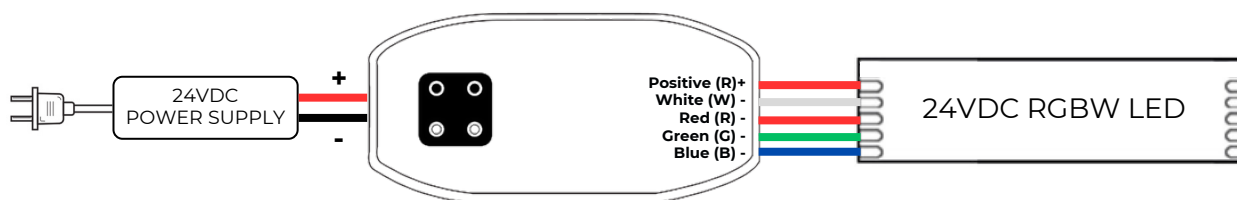
To avoid fire, shock, or death, turn the power Off at circuit breaker and test to ensure the power is Off before wiring.



User Interface

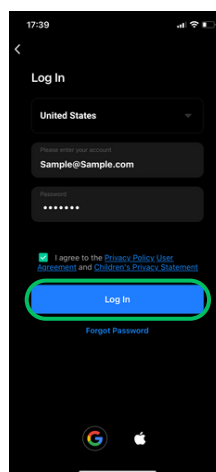




Wiring Diagram



Smart Life App Setup

1. Search for the Smart Life App on the App Store (iOS) or Google Play (Android) and proceed with the installation.
2. Register a Smart Life account.
3. Log in with your email address and password.



CyanController

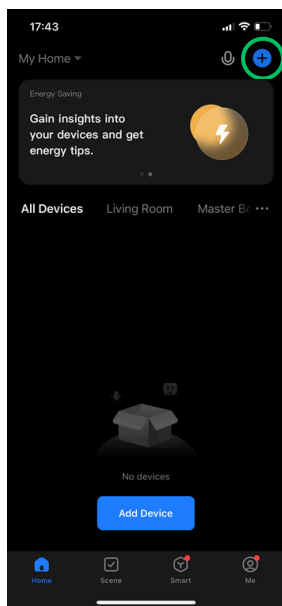
RGBW LED Controller

P/N: STCV-B-100W-C-RGBW

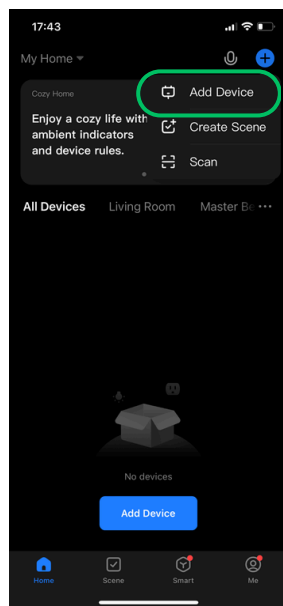


4. Enable Bluetooth on your smartphone and proceed to add a device.

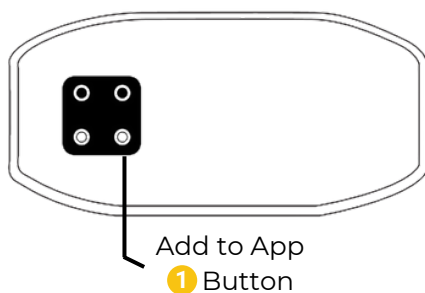
A



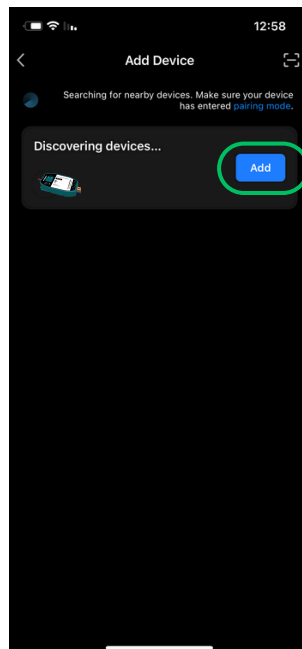
B



Press and hold the "Add to App" (1) button for 5 seconds. The LED light will blink fast, indicating that the Cyan Controller is now ready to be added to the Smart Life App.



C



D

