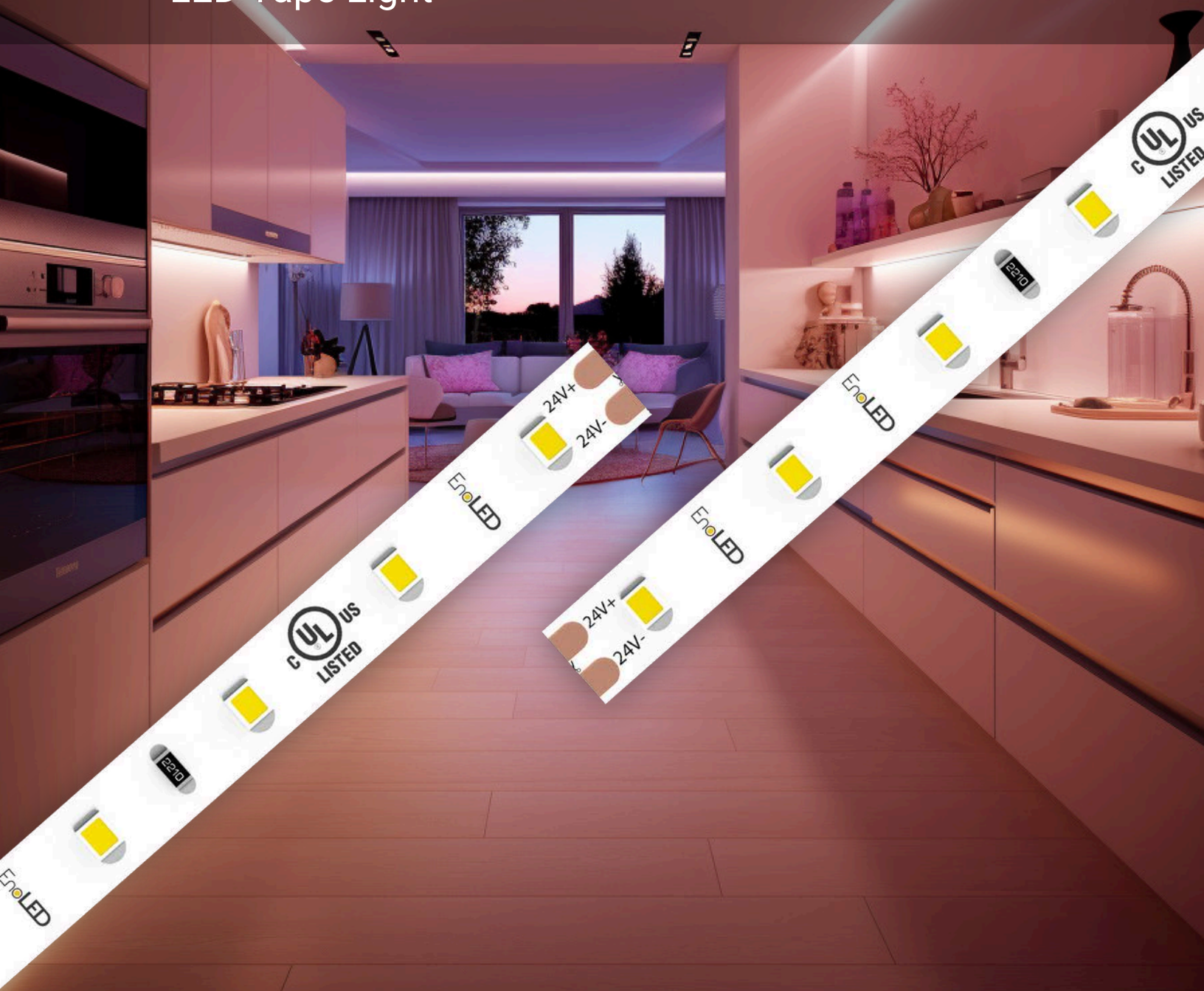


OrroBasic

24VDC Performance and Value
LED Tape Light



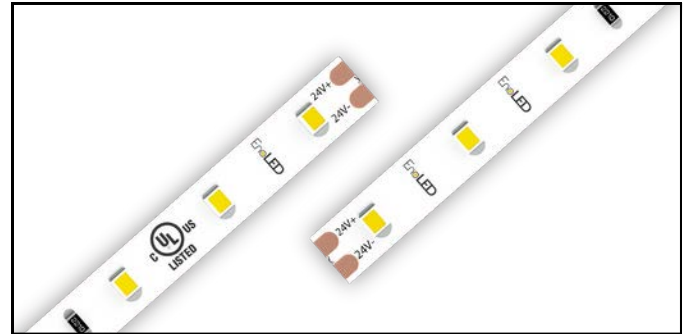
OrroBasic

24VDC Performance and Value LED Tape Light



Features

- 90+ CRI (color rendering index)
- Color temperatures from 2700K to 5000K
- Up to 211 lumens per foot
- Dimming options: Incandescent, CLF, LED, MLV, ELV, 0-10V, dimmer switch / wireless app & wall switch
- Cuttable every 3.94in (100mm)
- Red 3M VHB adhesive backing
- UL Listed Class 2 certified
- 36" lead wire & tape connector included
- Available in 16ft and 100ft reels




Control Options

- Phase Cut Dimming (AC side)
- 0-10V
- Wireless App & Switch

Specifications

Available Color Temperatures:




Input voltage:	24VDC
CRI:	90+
Power:	2.2W/ft
Lumens:	181lm/ft - 211lm/ft
Cut Length:	3.94"
Environment:	IP20
Dimensions (W x H):	0.31" x 0.055"
Beam Angle:	120°
Maximum run:	25ft (from power feed)
Lamp Life:	50,000 Hours
Operating Temp:	-4°F to 113°F (-20°C to 45°C)
Adhesive:	3M
Warranty:	6 years
Dimming Control:	• Incandescent • CFL/LED • MLV • ELV • 0-10V • Wireless

120° Beam Angle



Connectors and Wire

Ordering Code	Description
1) TCP-TT-8	0.31" (8mm) Tape to tape connector
2) TCP-TT-6W-8	0.31" (8mm) Tape to tape - 6" wire connector
3) TCP-TW-6W-8	0.31" (8mm) Tape to wire connector with 6" wire
4) TCP-TW-72W-8	0.31" (8mm) Tape connector with 72" wire
5) WS-2P-15	15ft 20AWG 2 pin wire spool



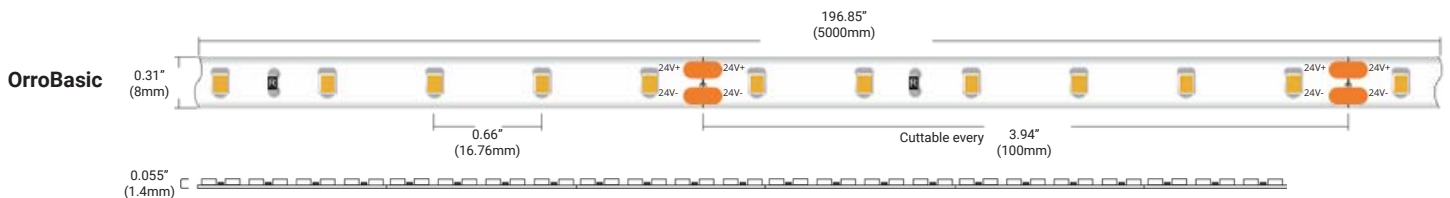
OrroBasic

24VDC Performance and Value LED Tape Light

Performance Table

Ordering Code	Length	Voltage	CCT	CRI	Wattage	Lumens	Cuttable	IP Rating
OrroBasic								
OrroBasic-27-16	16.4ft	24VDC	2700K	90+	2.2W/ft	181lm/ft	3.94"	IP20
OrroBasic-30-16	16.4ft	24VDC	3000K	90+	2.2W/ft	186lm/ft	3.94"	IP20
OrroBasic-35-16	16.4ft	24VDC	3500K	90+	2.2W/ft	184lm/ft	3.94"	IP20
OrroBasic-40-16	16.4ft	24VDC	4000K	90+	2.2W/ft	211lm/ft	3.94"	IP20
OrroBasic-50-16	16.4ft	24VDC	5000K	90+	2.2W/ft	207lm/ft	3.94"	IP20
OrroBasic-27-100	100ft	24VDC	2700K	90+	2.2W/ft	181lm/ft	3.94"	IP20
OrroBasic-30-100	100ft	24VDC	3000K	90+	2.2W/ft	186lm/ft	3.94"	IP20
OrroBasic-35-100	100ft	24VDC	3500K	90+	2.2W/ft	184lm/ft	3.94"	IP20
OrroBasic-40-100	100ft	24VDC	4000K	90+	2.2W/ft	211lm/ft	3.94"	IP20
OrroBasic-50-100	100ft	24VDC	5000K	90+	2.2W/ft	207lm/ft	3.94"	IP20

Mechanical Diagrams



Connections



120° Beam Angle



OrroBasic

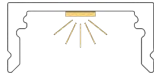
24VDC Performance and Value LED Tape Light

Channel Compatibility

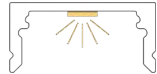
Surface Mount



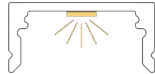
SL-103-S-94
Aluminum Finish
 Width (outside): 0.59" (14.90mm)
 Width (inside): 0.50" (12.70mm)
 Height: 0.27" (6.86mm)
 Length: 94" (2.38m)



SL-118-S-94
Aluminum Finish
 Width (outside): 0.66" (16.70mm)
 Width (inside): 0.48" (12.30mm)
 Height: 0.31" (8.00mm)
 Length: 94" (2.38m)



SL-118-B-94
Black Finish
 Width (outside): 0.66" (16.70mm)
 Width (inside): 0.48" (12.30mm)
 Height: 0.31" (8.00mm)
 Length: 94" (2.38m)



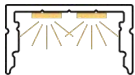
SL-118-BB-94
Black Finish
 Width (outside): 0.66" (16.70mm)
 Width (inside): 0.48" (12.30mm)
 Height: 0.31" (8.00mm)
 Length: 94" (2.38m)



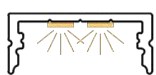
SL-179-S-94
Aluminum Finish
 Width (outside): 0.66" (16.70mm)
 Width (inside): 0.48" (12.30mm)
 Height: 0.60" (15.30mm)
 Length: 94" (2.38m)



SL-179-B-94
Black Finish
 Width (outside): 0.66" (16.70mm)
 Width (inside): 0.48" (12.30mm)
 Height: 0.60" (15.30mm)
 Length: 94" (2.38m)



SL-430-S-94
Aluminum Finish
 Width (outside): 0.93" (23.50mm)
 Width (inside): 0.80" (20.30mm)
 Height: 0.50" (12.80mm)
 Length: 94" (2.38m)



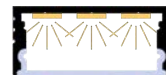
SL-454-S-94
Aluminum Finish
 Width (outside): 0.93" (23.50mm)
 Width (inside): 0.80" (20.30mm)
 Height: 0.39" (12.80mm)
 Length: 94" (2.38m)



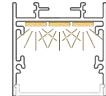
SL-314-S-94
Aluminum Finish
 Width (outside): 0.80" (20.30mm)
 Width (inside): 0.68" (17.50mm)
 Height: 0.80" (20.30mm)
 Length: 94" (2.38m)



SL-331-S-94
Aluminum Finish
 Width (outside): 1.14" (29.00mm)
 Width (inside): 0.68" (17.50mm)
 Height: 0.88" (22.35mm)
 Length: 0.94" (2.44mm)



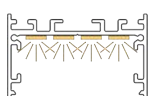
SL-504-S-94
Aluminum Finish
 Width (outside): 1.31" (33.20mm)
 Width (inside): 1.18" (30.00mm)
 Height: 0.57" (14.40mm)
 Length: 94" (2.38m)



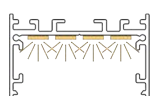
SL-910-S-94
Aluminum Finish
 Width (outside): 1.44" (36.70mm)
 Width (inside): 1.18" (30.00mm)
 Height: 1.44" (36.70mm)
 Length: 94" (2.38m)



SL-910-B-94
Black Finish
 Width (outside): 1.44" (36.70mm)
 Width (inside): 1.18" (30.00mm)
 Height: 1.44" (36.70mm)
 Length: 94" (2.38m)



SL-928-S-94
Aluminum Finish
 Width (outside): 1.97" (50.00mm)
 Width (inside): 1.80" (45.72mm)
 Height: 1.16" (29.50mm)
 Length: 94" (2.38m)



SL-928-B-94
Black Finish
 Width (outside): 1.97" (50.00mm)
 Width (inside): 1.80" (45.72mm)
 Height: 1.16" (29.50mm)
 Length: 94" (2.38m)

Corner LED Channel

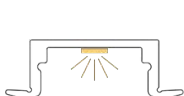


SL-214-S-94
Aluminum Finish
 Width (outside): 0.64" (16.30mm)
 Width (inside): 0.44" (11.00mm)
 Height: 0.64" (16.30mm)
 Length: 94" (2.38m)

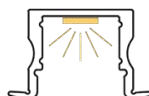


SL-267-S-94
Aluminum Finish
 Width (outside): 0.69" (17.70mm)
 Width (inside): 0.47" (12.10mm)
 Height: 0.69" (17.70mm)
 Length: 94" (2.38m)

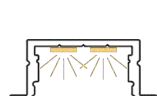
Recessed Mount



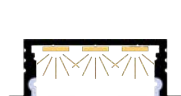
RL-601-S-94
Aluminum Finish
 Width (outside): 0.91" (23.00mm)
 Width (inside): 0.48" (12.30mm)
 Height: 0.31" (8.00mm)
 Length: 94" (2.38m)



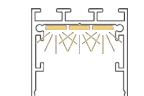
RL-615-S-94
Aluminum Finish
 Width (outside): 0.91" (23.00mm)
 Width (inside): 0.48" (12.30mm)
 Height: 0.57" (14.50mm)
 Length: 94" (2.38m)



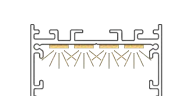
RL-727-S-94
Aluminum Finish
 Width (outside): 1.20" (30.60mm)
 Width (inside): 0.80" (20.30mm)
 Height: 0.50" (12.80mm)
 Length: 94" (2.38m)



RL-778-S-94
Aluminum Finish
 Width (outside): 1.31" (33.20mm)
 Width (inside): 1.18" (30.00mm)
 Height: 0.57" (14.40mm)
 Length: 94" (2.38m)



RL-809-S-94
Aluminum Finish
 Width (outside): 1.43" (36.30mm)
 Width (inside): 1.30" (33.10mm)
 Height: 1.38" (35.00mm)
 Length: 94" (2.38m)



RL-851-S-94
Aluminum Finish
 Width (outside): 2.52" (64.00mm)
 Width (inside): 1.57" (40.00mm)
 Height: 1.16" (29.50mm)
 Length: 94" (2.38m)

Trimless Mud-In



TL-041-S-94
Aluminum Finish
 Width (outside): 0.93" (23.50mm)
 Width (inside): 0.80" (20.50mm)
 Height: 0.61" (15.50mm)
 Length: 94" (2.38m)



TL-066-S-94
Aluminum Finish
 Width (outside): 1.44" (36.70mm)
 Width (inside): 1.18" (30.00mm)
 Height: 0.61" (15.50mm)
 Length: 94" (2.38m)



TL-071-S-94
Aluminum Finish
 Width (outside): 1.97" (50.00mm)
 Width (inside): 1.77" (45.00mm)
 Height: 0.61" (15.50mm)
 Length: 94" (2.38m)

OrroBasic

24VDC Performance and Value LED Tape Light

Recommended 24V LED Drivers

Phase Cut Dimmable (Incandescent / CLF / LED / MLV / ELV)

Magnetron XRD Dimmable LED Driver Series



Ordering Code	Input Voltage	Output Voltage	Max Load	Class	Environment	Dimensions
XRD-40W-24VDC	120VAC	24VDC	40W	Yes	IP21	6.20"x1.85"x1.35"
XRD-60W-24VDC	120VAC	24VDC	60W	Yes	IP21	6.20"x1.85"x1.35"
XRD-75W-24VDC	120VAC	24VDC	75W	Yes	IP21	6.20"x1.85"x1.35"
XRD-96W-24VDC	120VAC	24VDC	96W	Yes	IP21	6.20"x1.85"x1.35"

Magnetron MRD Dimmable LED Driver Series



Ordering Code	Input Voltage	Output Voltage	Max Load	Class	Environment	Dimensions
MRD-40W-24VDC	120VAC	24VDC	40W	Yes	IP21	3.31"x1.57"x0.98"
MRD-60W-24VDC	120VAC	24VDC	60W	Yes	IP21	3.31"x1.57"x0.98"
MRD-75W-24VDC	120VAC	24VDC	75W	Yes	IP21	3.31"x1.57"x0.98"
MRD-96W-24VDC	120VAC	24VDC	96W	Yes	IP21	3.31"x1.57"x0.98"

Magnetron MX2 Dimmable LED Driver Series



Ordering Code	Input Voltage	Output Voltage	Max Load	Class	Environment	Dimensions
MX2-192W-24VDC	120VAC	24VDC	96W x 2	Yes	IP65	3.96"x1.61"x 7.67"
MX2-288W-24VDC	120VAC	24VDC	96W x 3	Yes	IP65	3.96"x1.61"x 10.23"

0-10V Dimmable

NanoDrive 0-10V Dimmable LED Driver Series



Ordering Code	Input Voltage	Output Voltage	Max Load	Class	Environment	Dimensions
NANO-40W-24VDC	120-277VAC	24VDC	40W	Yes	IP54	10.35"x2.55"x1.53"
NANO-60W-24VDC	120-277VAC	24VDC	60W	Yes	IP54	10.35"x2.55"x1.53"
NANO-96W-24VDC	120-277VAC	24VDC	96W	Yes	IP54	10.35"x2.55"x1.53"

Non-Dimmable

ELD Plug-in Series



Ordering Code	Input Voltage	Output Voltage	Max Load	Class	Environment	Dimensions
ELD-60W-24VDC-UL	120VAC	24VDC	60W	Yes	IP65	8"x2.4"x0.78"
ELD-100W-24VDC-UL	120VAC	24VDC	100W	Yes	IP65	8"x2.4"x0.78"
ELD-150W-24VDC-UL	120VAC	24VDC	150W	Yes	IP65	9.3"x2.48"x1.25"
ELD-200W-24VDC-UL	120VAC	24VDC	200W	Yes	IP65	9.3"x2.48"x1.25"

XLG Series



Ordering Code	Input Voltage	Output Voltage	Max Load	Class	Environment	Dimensions
XLG-100-24-A	120-277VAC	24VDC	100W	Yes	IP67	5.51"x2.48"x1.25"
XLG-150-24-A	120-277VAC	24VDC	150W	Yes	IP67	7.08"x2.48"x1.39"
XLG-200-24-A	120-277VAC	24VDC	200W	Yes	IP67	7.83"x2.48"x1.39"